

Endowment Spending Policy

April 2020

Retirees and their advisors should establish a spending plan to balance the desire to maintain a consistent lifestyle with preserving assets for a retirement that could last 30 to 40 years. To achieve this balance, develop a spending policy to determine what percentage of the retirement savings will be spent initially and how this amount will change over time to reflect the effects of inflation and the performance of the underlying investment portfolio.

Executive Summary

- Retirement can last 30 to 40 years, so retirees should establish a spending policy that balances the desire to maintain a consistent lifestyle with the need to preserve assets.
- A spending policy determines the initial spending amount and how it will change over time to keep pace with inflation and reflect the performance of the underlying investment portfolio.
- Just using a 5% lifestyle spending rate can deplete a diversified investment portfolio in about 20 years.

To establish a spending policy, the advisor and the client(s) calculate the amount of money needed to supplement the income they will receive from other sources. To ensure the spending amount is realistic, the advisor needs to convert the annual spending amount to a percentage of the retirement portfolio.

The spending policy that is chosen determines the way the spending amount is calculated from year to year. All too often individuals assume a “lifestyle spending policy,” which increases at the same rate as the Consumer Price Index (CPI), is the best approach because it takes into consideration the effect of inflation. While it is attractive because it is simple, the lifestyle spending policy is flawed in two important areas:

1. This policy does not tie the spending level to the performance of the underlying investment portfolio. As a result, the lifestyle spending policy never requires the retiree to slow or reduce their spending during an extended bear market.
2. During periods of high inflation, spending amounts may increase too rapidly, exposing the retirement portfolio to the risk of premature depletion.

The weaknesses in the lifestyle spending policy are illustrated in the chart in *figure 1* which shows annual spending amounts for a hypothetical retiree who began taking portfolio distributions of 5% from their \$1 million retirement portfolio on January 1, 1973, and increased their spending by the rate of inflation every year. Historically, this was one of the most difficult retirement periods in the last 80 years, due to an extended period of high inflation coupled with a significant bear market. Inflation during the 10-year period from 1973–1982 averaged 8.75% annually which resulted in the spending amount during the period doubling from \$50,000 to \$108,632.

For this retiree, high inflation was only half the story. Over the same timeframe, the

This material is for investment professionals and institutional investors only.

Figure 1 | Hypothetical January 1, 1973, Retiree’s Spending Using a 5% Lifestyle Policy

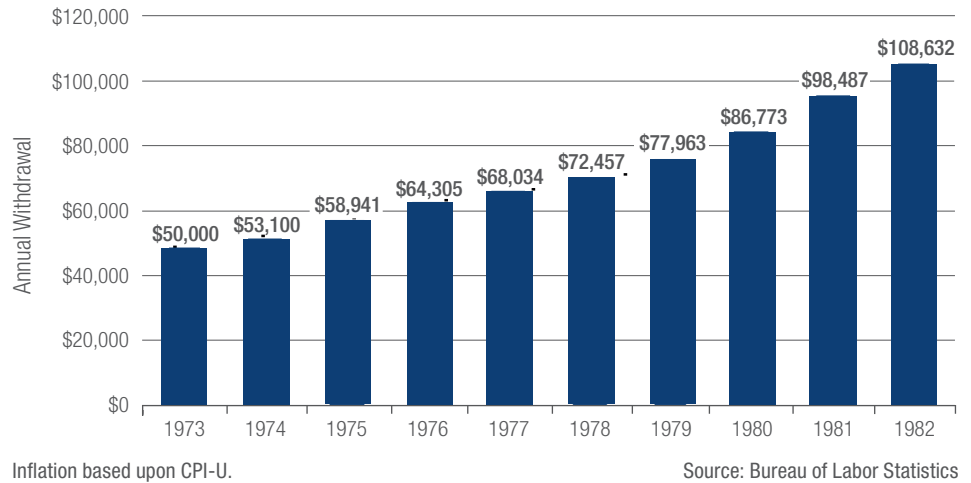


Figure 2 | Hypothetical January 1, 1973, Retiree’s Account Balance Using a 5% Lifestyle Policy

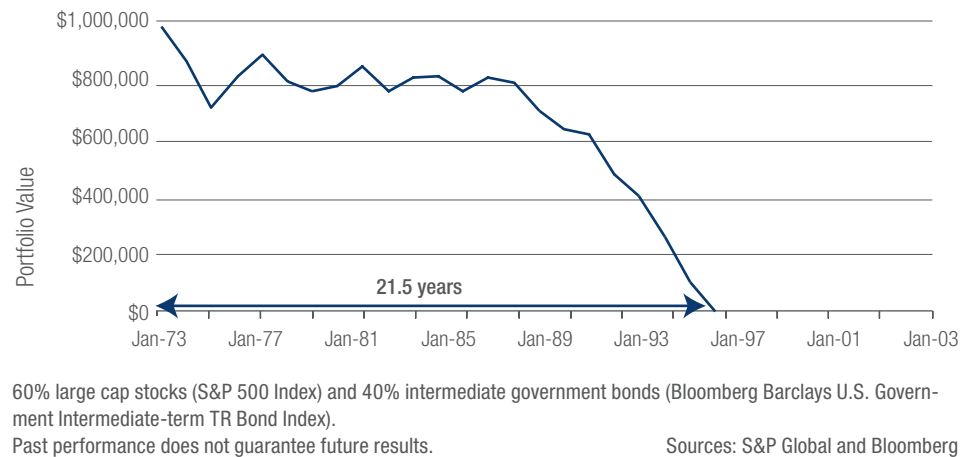


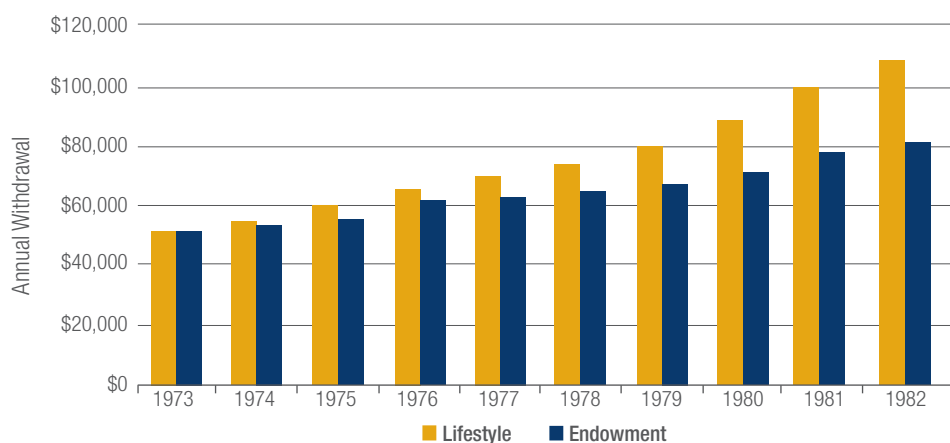
Figure 3 | Endowment Calculations on a Hypothetical Portfolio

Account Status	Year 1	Year 2	Year 3	Year 4
Hypothetical Portfolio Value (PV)	\$1,000,000	\$800,000	\$700,000	\$800,000
Spending Amount	\$50,000	\$51,940	\$55,773	\$55,822
Current Spending Rate (Amount/PV)	5.0%	6.5%	8.0%	7.0%

Spending Calculations	Year 1	Year 2	Year 3	Year 4
90% of Prior Yr Spending Amount		\$45,000	\$46,746	\$50,196
10% of PV Times 5% Spending Rate		\$4,000	\$3,500	\$4,000
Subtotal before Cost of Living Adjustment (COLA)		\$49,000	\$50,246	\$54,196
Prior Year CPI Increase		6%	11%	3%
Annual COLA		\$2,940	\$5,527	\$1,626
Spending Amount		\$51,940	\$55,773	\$55,822
Increase / (Decrease) from Prior Year		3.9%	7.4%	0.1%

Not indicative of a particular investment. For illustration purposes only. Source: Thornburg Investment Management

Figure 4 | Hypothetical January 1, 1973, Retiree's Spending Amounts Using 5% Lifestyle vs. Endowment Policies



60% large cap stocks (S&P 500 Index) and 40% intermediate-term government bonds (Bloomberg Barclays U.S. Government Intermediate-term TR Bond Index).
Past performance does not guarantee future results.

Sources: S&P Global and Bloomberg

stock market declined significantly. The S&P 500 Index lost approximately 37% during the first two years of this individual's retirement. The combination of choosing a lifestyle spending policy during a period of high inflation and the losses from the 1973–1974 bear market resulted in the investment portfolio being depleted in just under 21 years (*figure 2*). While the lifestyle spending policy is flawed, it continues to be widely used because of its simplicity. Yet, as we can see, using this policy in the wrong economic and investment market can lead to a retirement portfolio being prematurely depleted.

Another better alternative is the “endowment spending policy” which is used by some college and university endowments. Unlike the lifestyle approach, the endowment spending policy uses a more conservative approach that combines a percentage of the prior year's spending with a percentage of the current market value of the investment portfolio to determine the next year's annual spending amount. Having a percentage of the spending amount tied to the performance of the portfolio will increase or decrease the spending amount in tandem with the value of the investment portfolio. A decrease in the spending amount during an extended bear market is vital for improving the sustainability

of any investment portfolio. While the endowment spending policy is designed to lower the spending amount during a bear market, it does so gradually, thereby allowing the retiree time to adjust spending and stay on plan. Like university endowments that use a similar policy, it provides a balance between funding current operations with preserving assets to cover future operations.

To begin using an endowment spending policy, retirees and their advisors must decide upon two things, the initial spending rate and what formula should be used for the smoothing rule. A description of the endowment spending policy's variables follows:

THE SPENDING RATE is the percentage of the portfolio value the retiree will use to calculate their annual spending amount. There is much industry debate about what constitutes a sustainable spending rate. Right now there is a consensus that some percentage between 4% and 5% provides a prudent balance between generating a reasonable amount of annual income and giving the portfolio the opportunity to grow. For our hypothetical, we will choose 5% as our spending rate, which equates to \$50,000 per \$1 million of savings in the first year of retirement.

THE SMOOTHING RULE identifies the speed at which the retiree's annual spending amount will be increased or decreased based on the portfolio's investment performance. For example, a 90/10 smoothing rule assumes that 90% of the spending amount will be based on the prior year's spending and 10% will be based upon the portfolio's current valuation.

Figure 3 illustrates how the endowment spending policy would be calculated during a hypothetical four-year period with high annual inflation. In this example, we assume the retiree, who has a \$1 million retirement portfolio, chooses an endowment spending policy with a 5% spending rate and a 90/10 smoothing rule. The hypothetical shows the portfolio value on January 1st of each year and the annual spending calculation.

Note how the annual spending rate increases during the first two years of the bear market, but does not keep pace with inflation since the underlying portfolio value does not warrant it. This willingness to reduce the spending amount when the investment portfolio is not performing well is key to having a sustainable retirement portfolio. The endowment spending policy also assists in maintaining a reasonable current spending amount during both bear and bull markets.

Let's return to the January 1, 1973, retiree and see the difference an endowment spending policy can make to the sustainability of their retirement portfolio. *Figure 4* is a hypothetical comparing the annual spending amounts for the first 10 years of retirement using the lifestyle and endowment spending policies.

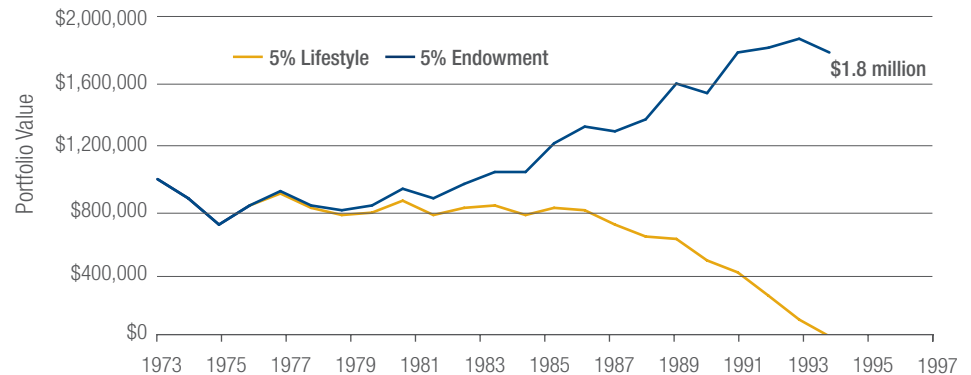
Again, note how much better the endowment policy controls the spending amounts than the lifestyle policy, during this high inflationary bear market. In fact, over the 10-year period, the spending decreased by almost \$102,000 in aggregate (10% of the initial portfolio

value), allowing this amount to remain invested in the portfolio for future periods. This reduced spending amount gave the portfolio time and more assets with which it could take advantage of market conditions as they improved.

The net effect of the change to an endowment spending policy for the January 1, 1973, retiree is quite dramatic. The hypothetical in *figure 5*, which compares the impact to the retirement portfolio using the lifestyle and endowment spending policies, demonstrates that the lifestyle policy resulted in an exhausted portfolio in just under 21 years, while the endowment policy portfolio generated the needed income and grew to \$1.8 million during the same time frame.

When using an endowment spending policy, retirees and their advisors should expect that spending amounts may not

Figure 5 | Hypothetical January 1, 1973, Retiree's Account Balance Using a 5% Lifestyle vs. Endowment Policies



60% large cap stocks (S&P 500 Index) and 40% intermediate government bonds (Bloomberg Barclays U.S. Government Intermediate-term TR Bond Index).

Past performance does not guarantee future results.

Sources: S&P Global and Bloomberg

keep pace with inflation, unless the performance of the underlying investment portfolio grows sufficiently to support it. This slow “tightening of the belt” during

bear markets is one of the keys to a sustainable retirement portfolio. ■

Following this strategy does not assure or guarantee sustainability of a retirement portfolio or better performance nor do they protect against investment losses.

Investments carry risks, including possible loss of principal. Investments in equity securities are subject to additional risks, such as greater market fluctuations. Bonds are subject to certain risks, including interest-rate risk, credit risk, and inflation risk. The principal value of bonds will fluctuate relative to changes in interest rates, decreasing when interest rates rise. Investments in stocks and bonds are not FDIC insured, nor are they deposits of or guaranteed by a bank or any other entity.

The views expressed are subject to change and do not necessarily reflect the views of Thornburg Investment Management, Inc. This information should not be relied upon as a recommendation or investment advice and is not intended to predict the performance of any investment or market.

The Consumer Price Index (CPI) measures prices of a fixed basket of goods bought by a typical consumer, including food, transportation, shelter, utilities, clothing, medical care, entertainment and other items. The CPI, published by the Bureau of Labor Statistics in the Department of Labor, is based at 100 in 1982 and is released monthly. It is widely used as a cost-of-living benchmark to adjust Social Security payments and other payment schedules, union contracts and tax brackets. Also known as the cost-of-living index.

The CPI-U is a subset of CPI that measures the effects of inflation on all urban consumers.

The S&P 500 Index is an unmanaged broad measure of the U.S. stock market.

The Bloomberg Barclays U.S. Government Intermediate-term TR Bond Index covers all publicly issued, non-convertible, fixed rate, dollar-denominated U.S. Government securities with a maturity between 1 and 10 years. Issues are rated at least Baa3/BBB by two of the following rating agencies: Moody's, Fitch or S&P.

The performance of any index is not indicative of the performance of any particular investment. Unless otherwise noted, index returns reflect the reinvestment of income dividends and capital gains, if any, but do not reflect fees, brokerage commissions or other expenses of investing. Investors may not make direct investments into any index.

For Australia: This communication is exclusively intended for wholesale clients only. The information contained herein is provided for informational purposes only and should not be considered a solicitation or offering of investment services, nor a solicitation to sell or buy any shares of any securities (nor shall any such securities be offered or sold to any person) in any jurisdiction where such solicitation or offering would be unlawful under the applicable laws of such jurisdiction. This material should not be relied upon as investment advice and is not a recommendation to adopt any investment strategy.

Thornburg is regulated by the U.S. Securities and Exchange Commission under U.S. laws, which differ from Australian laws, and is exempt from the requirement to hold an AFSL in accordance with class order 03/1100 in respect of the provision of financial services to wholesale clients in Australia (ARBN 605 031 909). In accordance with the relevant Australian Securities and Investments Commission Class Order, maintains such exemption from the requirements

under Relevant Law to hold an Australian Financial Services Licence, and all other licences required to be held under all applicable laws governing the activities of Thornburg.

For Finland, Germany, Italy, Luxembourg, Mainland China, Netherlands, Norway, Singapore, Spain, South Korea, Sweden, Switzerland, Taiwan and Thailand: This material is directed at and intended for institutional investors (as such term is defined in each jurisdiction). This material does not constitute investment advice or an offer or solicitation to sell or a solicitation of an offer to buy any product or service (nor shall any product or service be offered or sold to any person) in any jurisdiction in which an offer, solicitation, purchase or sale would be unlawful under the securities law of that jurisdiction. Any products or services referenced in this material may not be licensed in all jurisdictions, and, unless otherwise indicated, no regulator or government authority has reviewed this document, or the merits of the products and services referenced herein. If you receive a copy of this material, you may not treat this as constituting a public offering, and you should note that there may be restrictions or limitations to whom these materials may be made available.

This material is provided on a confidential basis for informational purposes only and may not be reproduced in any form or transmitted to any person without authorization. This material was prepared without considering the specific investment objectives, financial situation or particular needs of any particular person and does not identify all the risks (direct or indirect) or other considerations which might be material to you when entering any financial transaction. Before acting on any information in this material, prospective clients should inform themselves of and observe all applicable laws

and regulations of any relevant jurisdictions. Prospective clients should inform themselves as to the legal requirements and tax consequences within the countries of their citizenship, residence, domicile and place of business with respect to the ongoing provision of services, and any foreign exchange restrictions that may be relevant thereto. Prospective clients are advised to exercise caution in relation to any information in this document. If you are in doubt about any of the contents of this document, you should seek independent professional advice. Thornburg Investment Management, Inc. does not accept any responsibility and cannot be held liable for any person's use of or reliance on the information and opinions contained herein. Any entity responsible for forwarding this material to other parties takes responsibility for ensuring compliance with applicable securities laws.

Thornburg is regulated by the U.S. Securities and Exchange Commission under U.S. laws, which differ from the above jurisdictions' laws.

For Hong Kong: Thornburg Investment Management, Inc. does not carry on a business in a regulated activity in Hong

Kong and is not licensed by the Securities and Futures Commission.

This is issued for information purposes only. It is not to be construed as an offer or solicitation for the purchase or sale of any financial instruments. It has not been reviewed by the Securities and Futures Commission or any regulator in any jurisdiction.

Any prices referred to herein are indicative only and dependent upon market conditions. Past performance is not indicative of future results. Unless otherwise specified, investments are not bank deposits or other obligations of a bank, and the repayment of principal is not insured or guaranteed. They are subject to investment risks, including the possibility that the value of any investment (and income derived thereof (if any) can increase, decrease or in some cases, be entirely lost and investors may not get back the amount originally invested. The contents of this presentation have not been reviewed by any regulatory authority in the countries in which it is distributed.

Thornburg Investment Management, Inc. accepts no liability whatsoever for any direct, indirect or consequential loss arising from or in connection with any use of, or reliance on, this presentation which does not have any regard to the particular needs of any person. Thornburg Investment Management, Inc. takes no responsibility whatsoever for any use, reliance or reference by persons other than the intended recipient of this presentation.

The opinions and views herein do not take into account your individual circumstances, objectives, or needs and are not intended to be recommendations of particular financial instruments or strategies to you. This presentation does not identify all the risks (direct or indirect) or other considerations which might be material to you when entering any financial transaction. You are advised to exercise caution in relation to any information in this document. If you are in doubt about any of the contents of this document, you should seek independent professional advice.